


4Q 2024

INTERNATIONAL

INVESTMENT PHILOSOPHY

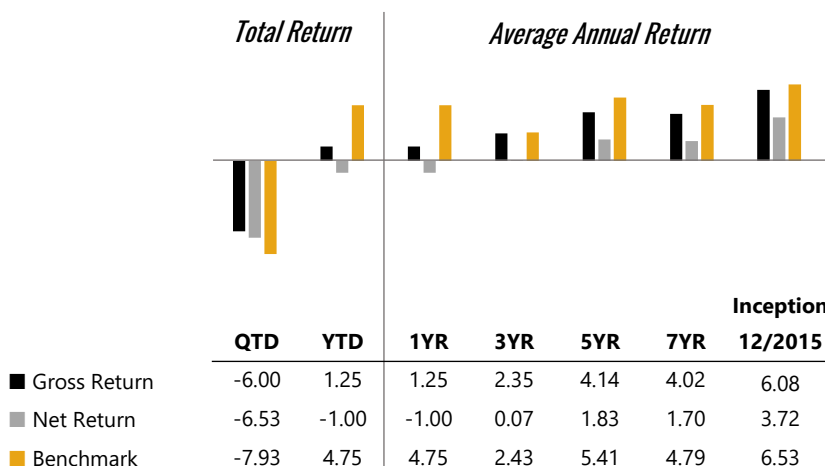
We invest in growing companies that are trading at or below their intrinsic value, which is the present value of the future cash flows that the business will generate in the future. We believe this gives us the advantage of not owning growth companies that have inflated expectations without a basis for true value generation. Our investment process seeks high return on capital, high quality financial reporting, a strong management team, and powerful product, service or market position. We think like business owners rather than renters, and adhere to a long-term, portfolio-oriented approach. The result of this high conviction investment process is a behavioral advantage that enables us to be patient and strategically identify opportunities on behalf of our investors.

PORTFOLIO SUMMARY

-  **ASSET CLASS**
Non-U.S. Large Cap Growth Equity
-  **INVESTMENT OBJECTIVE**
Growth
-  **BENCHMARK**
Bloomberg Developed Ex North America Large & Mid Cap Index
-  **PORTFOLIO COMPOSITION**
Approx. 45-60 Non-U.S. Equities
-  **MINIMUM INITIAL INVESTMENT**
\$100,000

An actively managed portfolio designed to provide long-term growth with lower risk relative to its benchmark.

PERFORMANCE (%) AS OF 12.31.2024



TOP 10 HOLDINGS

Name/Company	% of Portfolio
NXP Semiconductors NV	4.00%
Novo Nordisk A/S	4.00%
AIA Group Ltd	3.00%
Lasertec Corp	3.00%
Adyen NV	3.00%
ASML Holding NV	3.00%
LVMH Moët Hennessy Louis Vuitton	3.00%
BYD Co Ltd	3.00%
Mobileye Global Inc	3.00%
Rheinmetall AG	3.00%
Total	32.00%

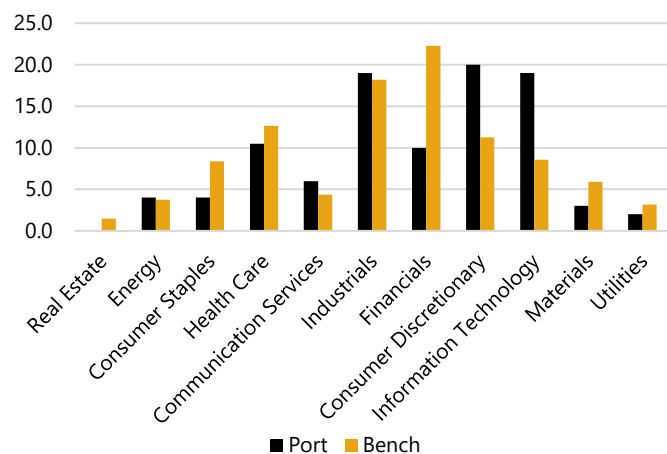
INVESTMENT FOCUS

- Focus is on non-U.S. large capitalization value stocks with a strong emphasis on the future growth in value, and price paid relative to current value.
- Designed to provide long-term capital appreciation through superior stock selection, risk management, and active management.
- Goal is to generate risk-adjusted returns greater than those of the Bloomberg Developed Ex North America Large & Mid Cap Index over a full market cycle.
- Concentrated portfolio of approximately 45-60 high-quality growth and value companies.
- Offers diversification across sectors and industries within non-U.S. markets.
- Ability to overweight/underweight companies, sectors, or countries in response to changing economic or market conditions.

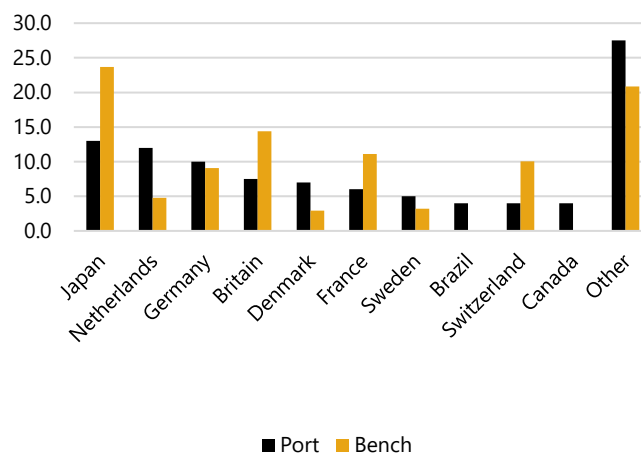
CHARACTERISTICS

Equity	Port	Bench
Total Number of Holdings	42	587
Enterprise Value to Trailing EBITDA	10.6x	10.0x
Trailing Price to Earnings Ratio	19.4x	13.9x
Forward Price to Earnings Ratio	16.0x	14.5x
Trailing Price to Book Ratio	3.0x	1.8x
Trailing Price to Cash Flow Ratio	10.3x	10.3x
Dividend Yield	2.58%	3.15%
Current Ratio	1.09	1.14
Total Debt to Common Equity	0.64	1.24
3-year Average Sales Growth	15.58%	12.24%
Return on Invested Capital	17.56%	9.94%
Return on Assets	9.76%	5.88%
3-year Average FCF/Share Growth	11.73%	9.86%

SECTOR EXPOSURE



COUNTRY EXPOSURE



LAL ECHTERHOFF, CFA®
Chief Investment Officer

CONTACT LFCM

📞 866.834.1040
 ✉ info@levelfourcapital.com
 🌐 levelfourcapital.com

Disclosure: Level Four Capital Management, LLC (LFCM) is a registered investment advisor. Past performance is not indicative of future results. Returns are presented gross management fees and include the reinvestment of all income. The Bloomberg Developed Markets ex North America Large & Mid Cap Price Return Index is a float market-cap-weighted equity benchmark that covers 85% market cap of the measured market. It is impossible to invest directly in an index. The performance of an index does not reflect any transaction costs, management fees, or taxes. Holdings are subject to change. The top holdings, as well as other data, are as of the period indicated and should not be considered a recommendation to purchase, hold, or sell any particular security. There is no assurance that any of the securities noted will remain in a portfolio at the time you receive this fact sheet. Actual holding and percentage allocation in individual client portfolios may vary and are subject to change. It should not be assumed that any of the holdings discussed were or will prove to be profitable or that the investment recommendations or decisions we make in the future will be profitable. A list of all securities held in this portfolio in the prior year is available upon request.